

Matrix Enhancements Coming August 21

Updated Client Portal

Client Portal – Updated Look and Feel

The Matrix client portal has been updated to include a Welcome page featuring agent portal greeting and featured properties slideshow displaying client favorites and possibilities.

The screenshot displays the updated Matrix Client Portal interface for Patti Dauer. The header includes her name, title (Member Outreach Manager, Heartland MLS), and contact information (Office: 913-861-1600, Fax: 913-661-1618, pdauer@heartlandmls.com, www.heartlandmls.com). A navigation bar shows 'Welcome' and 'Properties' tabs. The main content area features a welcome message from Patti Dauer, a table of direct emails and reports, and a section for recent notes. A sidebar on the left shows a favorite property listing for 11427 Conser Street, Overland Park, 66210, with details like MLS # 1866843, Status: Active, Price: \$185,000, and 3/2.1 Bds/Bth. The footer includes the text 'the portal' and a disclaimer.

Patti Dauer
Member Outreach Manager, Heartland MLS
Your MLS Specialist

Office: 913-861-1600
Fax: 913-661-1618
pdauer@heartlandmls.com
www.heartlandmls.com

BCC Portal for Patti Dauer Help

Welcome Properties

Patti Dauer
913-266-5938
913-661-1600
pdauer@heartlandmls.com
Your MLS Specialist
Heartland MLS
www.heartlandmls.com

Favorites

**11427 Conser Street
Overland Park, 66210**

No Picture Available
MLS #: 1866843
Status: Active
Price: \$185,000
TSF:
Bds/Bth: 3/2.1
Coop #: 913-998-3989

the portal

A message from Patti Dauer:
Hi Patti,
Welcome to your personal client portal that will display listings available that meet your requirements. You can organize them into categories of preference for your record. You will be receiving emails periodically with matches and we will be able to communicate via email as well as notes on specific properties through this portal.

Direct Emails and Reports

Type	Subject	Sent
<input checked="" type="checkbox"/> Listings	Test	Aug 11 2014
<input checked="" type="checkbox"/> Listings	Test From Staging	Jul 24 2014

Recent Notes

No listings in your portal have notes.

My Searches
Start a New Search

All information courtesy of Patti Dauer Mobile Portal - Disclaimer

It allows full cross property support as well as the ability to see all listings in one location on a split screen that displays the map as well as the property list below.

The screenshot shows a real estate software interface. At the top, there is a header for 'Patti Dauer', Member Outreach Manager at Heartland MLS. Below the header is a search bar and a map of Overland Park, KS. The map displays various neighborhoods including Shawnee, Mission, Meriam, Westwood Hills, and Leawood. Below the map is a table of property listings with columns for Sent, MLS #, Address, Subdivision, Area, Price, Type, Bd, Bth, and Plan. A red arrow points to a 'Listing Notes' icon in the listing table.

Sent	MLS #	Address	Subdivision	Area	Price	Type	Bd	Bth	Plan
8/11/2014	1856919	8337 W 120th Street	Westmont	340	\$179,950	Townhs	2	2.1	2 Stories
8/11/2014	1866843	11427 Conser Street	Summercrest	340	\$185,000	Single	3	2.1	Front/Back Split
8/11/2014	1866481	9112 W 117th Terrace	Hunters Pointe	340	\$225,000	Single	4	2.1	Side/Side Split
	859241	6725 W 126th Court	Stoneybrook	340	\$195,000	Townhs	3	2.1	2 Stories
	859705	2008 Condoeia Drive	Leawood South	340	\$184,900	Townhs	3	2	Side/Side Split

In addition, listing notes are now available that provides enhanced agent/client communication within Matrix. This allows contacts and agents to post notes to a listing which is visible to the other party.

The screenshot shows a detailed listing page for a property at 9500 W 117th Street, Overland Park, KS. The page includes a 'No Picture Available' message and a 'Click here to access listing notes' link. A red arrow points to the 'Add notes here' area.

Property Details:

- Address: 9500 W 117th Street Overland Park, 66210
- MLS #: 1861342
- County: Johnson KS
- Price: \$239,900
- Area: 340 - N=1-435;S=135th;E=State Ln;W=Pflumm

Property Information:

- Sub: Hunters Pointe
- Type: Single Family
- Bedrooms: 4
- Full Bth: 3
- Half Bth: 0
- Age: 21-30 Years
- Mean SqFt: 1260
- Total SqFt: 1878
- SF Src: Public Record
- Lot Size: 82 X 121
- Tax: \$2,648
- FP: Yes
- Elementary: Indian Valley
- Middle: Oxford
- Senior: Blue Valley NW
- District: Blue Valley
- MOA: \$120/YR
- Y-Built: 1984
- Legal: Hunters Pointe 2nd Plat L11 Blk5

Plan: Raised 1.5 Story
Construct: Brick & Frame, Frame
Garage: 2/ Attached, Basement, Front
Dining: Eat-In Kitchen, Formal Dining
Lot Desc: Corner Lot, Level
Fireplace: 2/Gas, Living Room, Recreation Room, Wood Burning
Other: Fan Bin Gar Level, Main Floor Master, Office, Recreation Room

Remarks & Directions: Open & Dramatic! Beautifully Updated & Remodeled Home. A huge Eat in kitchen with new wood floors & Granite with Marble backplash. New SS Dishwasher & SS Stove. Bathrooms have New Marble Floors. Showers & Tub have all new Tile & Plumbing Fixtures. Every room has either new hardwood floors or carpet. Every rooms walls & Trim has been painted. Dr. At Antioch & 119th Street. Go west on 119th Street to Grant Drive. Turn Right or North on Grant Drive. Go to 117th

Matrix Enhancements August 21

Reverse Prospecting

Enhanced Reverse Prospecting Function

There are a number of changes to Reverse Prospecting in Matrix that enhances its usability and email capabilities. To access:

My Matrix>My Listings>Reverse Prospecting

Reverse Prospect Results for 1851289

These agents each have a contact who has received this listing. Click the agent name to email them about your listing. They can identify the contact via the Reference # by looking it up on their Contacts page. Count is the total number of listings each contact has been sent.

3024 N 115th Street

Agent	Ref #	Pre-approved?	Count	Date Sent	Email	Phone
Lisa Rees	13051	<input checked="" type="checkbox"/>	148	10/1/2013	lisatherealtor@gmail.com	913-240-6004
Joe Jenkins	64191	<input type="checkbox"/>	7	1/27/2014	JOSELLSKC@GMAIL.COM	913-710-0146
Mary Barnhart	52635	<input type="checkbox"/>	25	2/17/2014	marybarnhart@reeceandnichols.com	913-481-7279
Terri Chadd	36881	<input type="checkbox"/>	30	2/28/2014	terrichadd@gmail.com	913-484-7771
Anqela Shopper	18942	<input type="checkbox"/>	92	9/20/2013	anqela@shopwithshopper.com	913-707-6884
Yong Meador	24378	<input type="checkbox"/>	248	1/30/2014	yong@reeceandnichols.com	913-402-2567
Robert Chad Chadwick	42132	<input type="checkbox"/>	637	1/25/2014	chadwick@kansascityhomes.com	913-645-4199

[Return to My Listings](#)

Sortable Columns: User can click on column headers to sort results.

Agent Name: Click on agent name to send an email.

Pre-Approved Flag: Displays a checkmark if the contact has Mortgage pre-approval. The agent sets this flag for each of his contacts. (see next image)

Date Sent: Indicates when the contact was notified of your listing.

File Folder Icon:

- Heart icon will be displayed if the referenced contact flagged your listing as a Favorite
- Light Bulb icon will be displayed if contact has flagged your listing as Recommended
- If the contact discarded your listing – that contact's Agent and Reference number row will not appear in the Reverse Prospecting Results.

Setting Up Contacts for Reverse Prospecting

When entering a new contact, make sure to click in the Box “Enable Reverse Prospecting”. Complete the boxes displayed. Next, click on “Show All Fields” to get to more information.

The screenshot shows a contact management interface with a list of active contacts on the left and a detailed form for a contact named 'Test Contact' on the right. The form is titled 'Personal Information' and includes the following fields:

- Title: Test
- Category: [Dropdown]
- First Name: Test
- Last Name: Contact
- Email Address: 123.at.hotmail.com@mailinator.com
- Phone: 913-555-5555
- Cell: [Empty]

The checkbox 'Enable Reverse Prospecting' is checked and highlighted with a red box. Below the form, the 'Show All Fields' button is highlighted with a red arrow. The background shows a list of active contacts with columns for Name, Email, and Ref#.

This screen will allow user to check the box “Mortgage Pre-Approved” for contact. This will flag that contact on any reverse prospecting list and will allow you to track your Pre-Approved Contacts.

The screenshot shows the same contact management interface, but now the 'Mortgage Pre-Approved' checkbox is checked and highlighted with a red box. The form is titled 'Personal Information' and includes the following fields:

- Title: Test
- Category: [Dropdown]
- First Name: Test
- Last Name: Contact
- Middle Name: [Empty]
- Suffix: [Empty]
- Additional Name: [Empty]
- Email Address: 123.at.hotmail.com@mailinator.com
- Web Site: (http://) [Empty]

Below the 'Personal Information' section, there are sections for 'Home Information' and 'Business Information'. The 'Home Information' section includes fields for Street Address, City, State, Zip, Country, Phone, Cell, and Pager. The 'Business Information' section includes fields for Company Name, Department, Office, Profession, Phone, Fax, and another set of Street Address, City, State, and Zip fields. A 'Notes' section is also visible at the bottom.

Matrix Enhancements Coming August 21

CMA Updates

CMA Enhancements

Matrix has added the option to add custom fields to allow the user to adjust additional property attributes besides those already shown on the Subject Property screen. Each custom field now has the option of being *linked* to a field in the Matrix database. If the custom field is linked to a field, those values will be used for comparison between the Subject Property and the Comparable Property.

Subject Details Clear Fields	
Address	
Street No	12103
Street Dir	
Street	Charlotte
Street Type	Street
City	Kansas City
Zip	64146
Subdivision	Mission Lake
School - District	Grandview
Features	
Bedrooms	2
Total Baths	1.1
Type	Townhouse
Age	
Age Description	21-30 Years
Basement Desc	Slab
Cooling	Central Electric
Fireplaces	
Floor Plan Desc	2 Stories
Garage Prk #	2
Garage Desc	Attached, Side Entry
Utility Room	Main Level
Dimensions	
Acres	
Sqft	
Auto	
State	
Custom Fields	
SELL CONCESS	<input type="text"/>
PRICE ORG	<input type="text"/>
	<input type="text"/>
	<input type="text"/>

Property Photo	
Upload Photo:	<input type="text"/> Browse...
Optimal Image Size: 508 x 381 pixels.	

Remarks Clear Remarks	
<div style="border: 1px solid #ccc; height: 80px;"></div>	
Check Spelling English	

Map Location	
Latitude	<input type="text"/>
Longitude	<input type="text"/>
Locate	

To add a custom field, click the Up arrow in the Custom Field and it will display a box to select an additional field. Please note that you must check the box next to “Link to a Matrix Field” to allow access to the list of fields available.

The screenshot shows a software interface with a form on the left and a sidebar on the right. The form has fields for 'Age', 'Age Description' (with value '21-30 Years'), and 'Basement Desc' (with value 'Slab'). An 'Edit Custom Field' dialog box is open in the center. It has a checked checkbox 'Link to a Matrix Field:' and a list of fields: 'Age Restricted?', 'Agency', 'Allow AVMs', 'Allow Comments', 'Appraiser', 'Architecture', 'Area', 'Attached?', 'AU - Absolute?', and 'AU - As Is Condition?'. Below the list is a 'Search:' field. At the bottom of the dialog are 'Label:' and 'Cancel' and 'OK' buttons. A red arrow points to the 'Link to a Matrix Field' checkbox. To the right, the sidebar has a 'Remarks' section with a 'Clear Remarks' button and a 'Check Spelling English' link. Below that is a 'Map Location' section with 'Latitude' and 'Longitude' input fields and a 'Locate' button.

Custom fields not linked to the Matrix database can be created as well. Do not check the box by “Link to Matrix Field” and simply enter the custom field to be added in the Label field and click OK. In order for any Custom field added to be saved, the user must click on the link “Save Custom Fields as Default”. They will not be displayed on vertical comparison report of the CMA unless this step is completed.

The search criteria used to find CMA comparable listings is now saved with each CMA created. To add additional comparable listings to a CMA, the previously used criteria can be reused or modified.

Count-on-the-fly has been added to the Search for Comparables Screen like a normal search screen. This was not available in previous versions of Matrix.

HEARTLAND MLS Home Search My Matrix Finance Roster Stats Tax Input Admin Report Admin Help

Start Pages Subject Cover Comparables Map Adjustments Pricing Finish

Autosaved at 8/13/2014 9:08:09 AM

Search for Comparables

Listing

Status

- Active
- Auction
- Cancelled
- Contingent
- Expired
- Model
- Pending
- Show For Backups
- Sold
- Temporarily Off Market
- Withdrawn

Or Not

Location

Outline your own search area on map (includes radius & map search) [Map Search](#): No Map Selected

Within 0.25 miles of My Loc

County

- Adair
- Allen
- Anderson
- Andrew
- Atchison
- Atchison, MO

Or Not

City / Town

- Adrian
- Agency
- Albany
- Allen
- Allendale
- Alma

Or Not

Area

School District

- Adrian
- Albany
- Allen
- Amsterdam
- Appleton City R-II

Or Not

Subdivision

- Leawood South

Street Number

Street Name

Zip Code

Essentials

Type

- Single Family
- Condo/Loft
- Coop
- Half Duplex
- Mobile Home
- Other
- Patio/Villa
- Townhouse

Or Not

Floor Plan

- 1.5 Stories
- 2 Stories
- 3 Stories
- Atrium Split
- Bungalow
- California Split
- Earth Contact
- Front/Back Split

And Or Not

Bedrooms

Total Baths

Garage #

Total SqFt

Main Fl SqFt

Acreage

Central Air? **Fireplace?**

Garage/Flooring

- Attach
- Cover
- In Buil
- Lease

Any

Basement

- Block
- Cellar
- Concr

[Back](#) [Clear](#) **5 matches** [Results](#)

Email Changes to CMA

In the Email CMA screen, the **Send** button is now moved to a button bar at the bottom of the Screen. This button was at the top right of the screen before this version upgrade.

✉ Email CMA

You have selected to email your Joe Buyer CMA.

Email selected CMA using the criteria below. To edit your Email Signature, go to My Matrix / Settings.

Note: If you are re-sending an existing CMA, the comparables included in your analysis will display their **present** status and value.
We recommend you review your analysis before sending.

From: "Cathy Holefelder" <cathy@heartlandmls.com>

To:

CC:

[Create a New Contact](#)

Bcc me a copy of this message.

Subject:


Email Body:

Characters Remaining: 4000
Check Spelling [English](#)

Signature: Cathy Holefelder Heartland MLS

[Edit Your Signature](#)

[← Back to Summary](#) [✉ Send](#)



Matrix Enhancements Coming August 21

Hotsheet Changes

Hot Sheet Enhancements

The Hot Sheet function has always used just a “Days Back” setting but now you have several options for the “Days Back” setting. Rather than save a “Days Back” setting separately for each Hot Sheet in the criteria page, the user now sets the “Days Back” on the home page when running the Hot Sheet.

The screenshot displays the Heartland MLS website interface. At the top, there is a navigation bar with the following menu items: Home, Search, My Matrix, Finance, Roster, Stats, Tax, Input, Admin Report, Admin, and Help. The user's name, "Hello, P", is visible in the top right corner. Below the navigation bar, the main content area is divided into several sections:

- News:** A section titled "Jul 31 - TEST".
- My Stats:** A list of various statistics and reports, including "Academy Past 10yr History Avg Sale Price", "Avg DOM &yr History by Radius", "belton Ratios", "CBJM test", "cbjm04 test", "Clay co", "Copy of Test Fields", "DOM vs Avg Sales Price", "Jackson Co Sales last 12 mo", "Jo Co Avg SP last 2 yrs", "Jo Co Sales last 12 mo", "Kansas City MO Sales 6 mo", "KC Star Request", "Kyla Stat", "Leawood South Historic Sale Price Trend", "Lenexa", "Lenexa Avg LP", "List vs sales averages", "Mission Lake Stats", "op sales", "Platte Co stats for Alicia Stephens", and "PV DOM 12 mo".
- Market Watch:** A section showing various market metrics: Contingent (0), Show For Backups (0), New Listing (0), Pending (0), Price Change (0), Back On Market (0), Sold (0), Cancelled (0), and Expired (0). Below these metrics are two dropdown menus: "Residential" and "24 Hour". There are also "Customize" and "Reset" buttons.
- Hot Sheets:** A section titled "Hot Sheets" with a "Customize" button. A dropdown menu is open, showing options: "New Only", "New Only", "This Session", "24 Hour", "Today", "3 Day", "7 Day", and "Custom". A red arrow points to the "New Only" option.
- My Favorite Searches:** A section with a list of search criteria: "950+ homes", "Foreclosure Properties", and "Gramby search".
- External Links:** A section with various links and resources, including "Heartland MLS App", "Down Payment Resource", "dotloop Now", "Matrix Mobile", "Sign Up For Class", "RETechnology", "CSS Scheduler Registration", "Heartland Forms & Documents", "KCRAR Forms", "Pay Online", "Like Us on Facebook", "E-mail Technical Support", "E-mail Enhancement Suggestions", "Past News Items", "Heartland MLS/KCRAR - Map", "KCRAR - Website", and "Agent Alerts".

The menu of “Days Back” options includes the following:

- **New Only** – Only shows listings which are New/Changed since the last time the user ran a Hot Sheet.
 - Example: If a user logs in at 9:00 AM and runs the Hot Sheet, then later within the same session runs it again, this option would show only listings new/changed since 9:00 AM.
- **This Session** – Only shows listings which are New/Changed since the last time the user ran the Hot Sheet in a prior session.
 - Example: If a user logs in at 9:00 AM and runs the Hot Sheet and sees 50 listings, then later within that same session runs it again, this option would show them those same 50 listings PLUS any New/Changed listings since 9:00 AM.
- **24 Hour, Today, 3 Days, 7 Days** – Only listings which are New/Changed in the specified time frame.
- **Custom** – This allows the user to set a custom date or time range of current date from which to run within the last 30 days.
 - NOTE: Custom date or time settings are one-off searches and are not saved.

The screenshot displays the HEARTLAND MLS interface with a modal dialog titled "Run Hot Sheet with Custom Time Frame". The dialog offers two selection methods:

- Select a date from which to run:** A date input field with a calendar icon. A red callout box labeled "Enter a Date" points to this field. Below the field, it states: "This date must be no more than 30 days in the past."
- Or select a time range (for today):** Two time input fields labeled "From:" and "To:". Each has AM/PM radio buttons. A red callout box labeled "Enter Specific Time Frame" points to these fields. Below them, it states: "You may leave the 'To' field blank."

At the bottom of the dialog are "Cancel" and "Run" buttons. The background shows the website's navigation menu (Home, Search, My Matrix, Finance, Roster, Stats, Tax, Input, Admin Report, Admin, Help) and various dashboard widgets like "News", "Market Watch", and "External Links".

Hot Sheet Manager

Users can create up to 10 custom Hot Sheets each with criteria using the **Hot Sheet Manager**. To access the **Hot Sheet Manager**, click on the **Customize** link in the Hot Sheet box on the home page or alternately from **My Matrix>Settings>Hot Sheets**.

Home > Manage Hot Sheets

Manage Hot Sheets

Hot Sheets

[Move Up](#)
[Move Down](#)
Add
[Rename](#)
[Edit Criteria](#)
[Reset Criteria](#)
[Delete](#)

[Restore System Defaults](#)

 Done

HEARTLAND MLS Home Search My Matrix Finance Roster Stats Tax Input Admin Report Admin Hel

News

Jul 31 - TEST

My Stats

- Academy Past 10yr History Avg Sale Price
- Avg DOM &yr History by Radius
- belton Ratios
- CBJM test
- cbjm04 test
- Clay co
- Copy of Test Fields
- DOM vs Avg Sales Price
- Jackson Co Sales last 12 mo
- Jo Co Avg SP last 2 yrs
- Jo Co Sales last 12 mo
- Kansas City MO Sales 6 mo
- KC Star Request
- Kyla Stat
- Leawood South Historic Sale Price Trend
- Lenexa
- Lenexa Avg LP
- List vs sales averages

Market Watch

- Contingent (0)
- Show For Backups (0)
- New Listing (0)
- Pending (0)
- Price Change (0)
- Back On Market (0)
- Sold (0)
- Cancelled (0)
- Expired (0)

Residential 24 Hour
Customize · Reset

Hot Sheets

- Hot Sheets
- Custom 1
- Custom 2
- Custom 3

Customize New Only

My Favorite Searches

Note: A red callout box with the text "Add up to 10 custom Hot Sheets" and an arrow points to the Hot Sheets section.

Matrix Enhancements Coming August 21

Mobile Client Portal

Mobile Client Portal Enhancements

The Matrix™ Client Portal now has a greatly improved mobile version. Similar to Matrix™ Mobile, the Mobile Portal was built specifically for smart phones and consumers on the go. When accessing a Portal link from a mobile device, Matrix™ will attempt to detect mobile devices and send the user to the Mobile Portal. The option to switch between Desktop Portal and Mobile Portal is available in both versions.

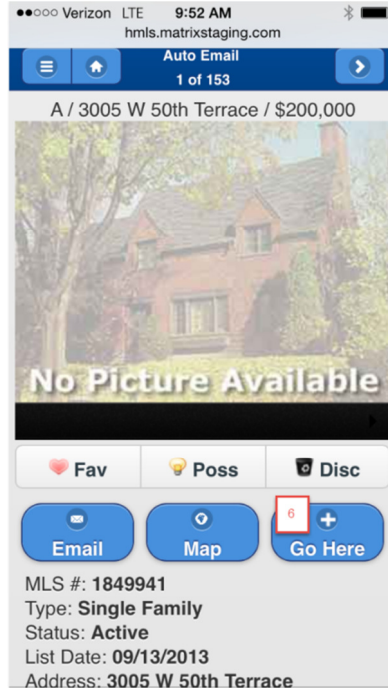
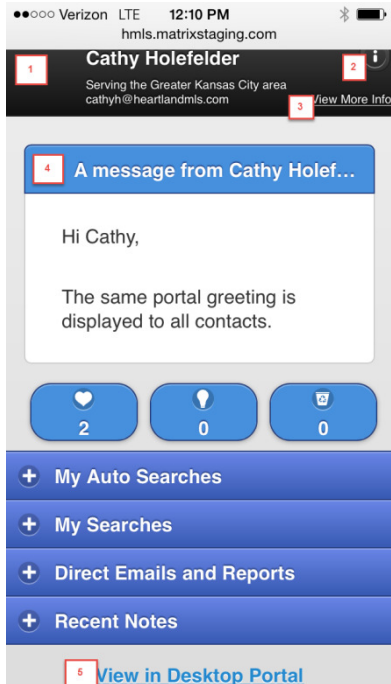
Mobile Portal supports all functionality of Desktop Portal including:

- Direct Emails and Reports
- Auto Emails
- Listing Notes
- Client Searches
- Agent Greetings
- Favorites, Possibilities and Discards

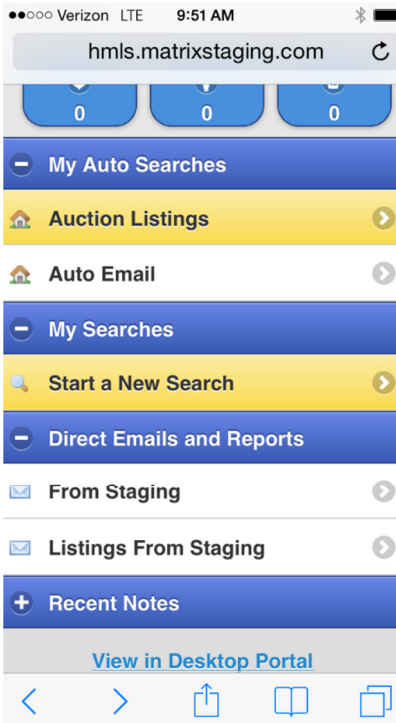
The new Matrix™ Mobile includes as shown above:

1. **Mobile Portal Header** – Agent can customize as desired with Agent Information fields. To access this information go to **My Matrix>Settings>My Information>Mobile Header**.
2. **Portal Help** – Opens the Portal Help page.
3. **View More Info** – Open a mobile page that displays the Portal Information as set in **My Matrix>Settings>Portal Information**.
4. **Portal Greeting** – Opens a custom greeting as set in **My Matrix>Settings>Portal Greeting**.
5. **Portal Switch** – Available on all pages in both Mobile and Desktop Portal; takes the consumers to the equivalent page in Desktop Portal.
6. **Go Here** – In addition to existing Portal functionality, Mobile Portal also supports the new Mobile specific feature “Go Here”. “Go Here” is the ability to use the mobile devices’ built in map application to get directions to a single listing. Devices without a Map Application will be directed to Google Maps© via the Mobile Browser.

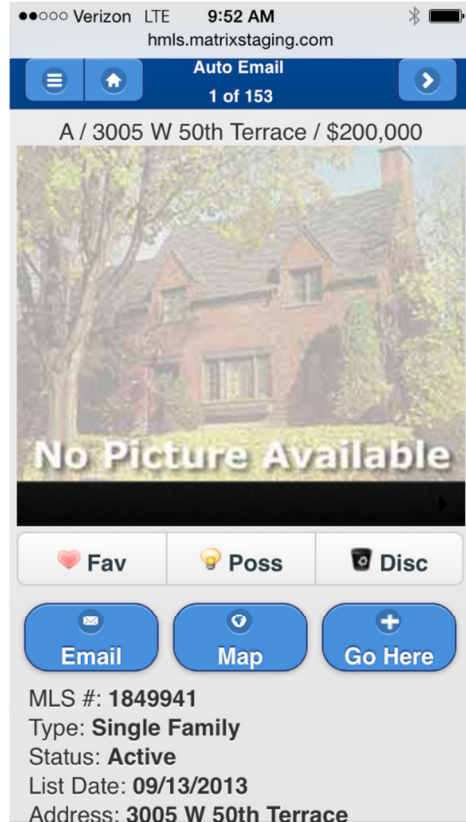
(See screen shots on next page for the corresponding numbers)



Expanded Mobile Home Page Menu



Mobile Page for Listings Display



Please note that the testing site does not have the photos for display.

All pages on the Mobile site have an icon at the top left that allows users to return to the Welcome/Home page of the mobile site.

Full Listing View

Verizon LTE 9:52 AM
hmls.matrixstaging.com

Email Map Go Here

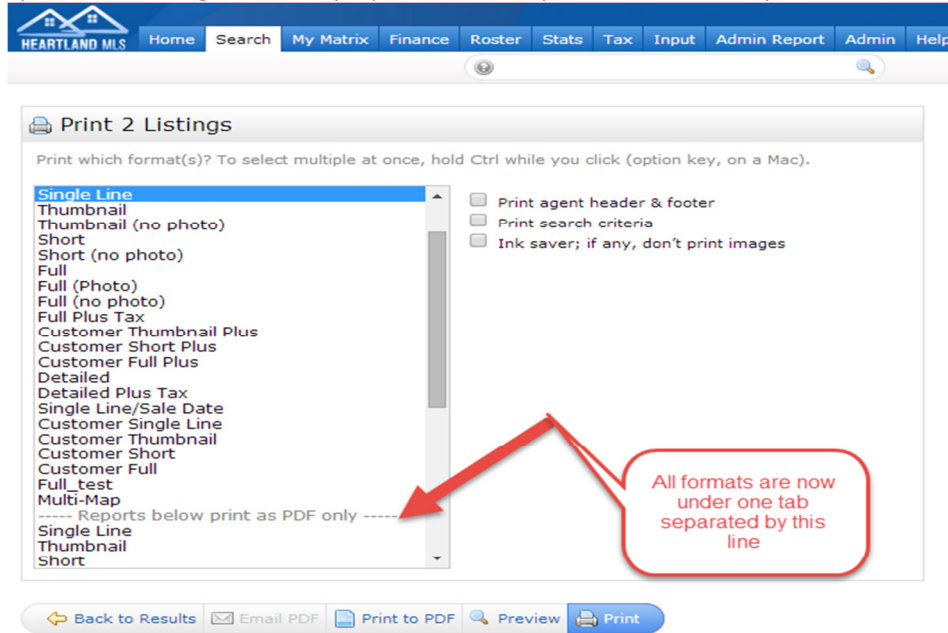
MLS #: 1849941
Type: **Single Family**
Status: **Active**
List Date: 09/13/2013
Address: 3005 W 50th Terrace
City/Zip: Westwood 66205
Sub: Holmsland
Area: S10 - 01-Wy Co Ln;S-752;S-State
Ln;W-041222
List Price: \$200,000
Bedrooms: 3
Total Baths: 2.5
Basement Desc: Celler
Floorplan: 1.5 Stories
Fireplace: 1/Family Room
Garage: 1/Attached, Secured, Side
Entry
Total Tax: \$2,504
Sqft:
Lot size:
Age: 51-75 Years
Year Built: 1940
Remarks: Super charming Westwood

Matrix Enhancements Coming August 21

Additional Enhancements

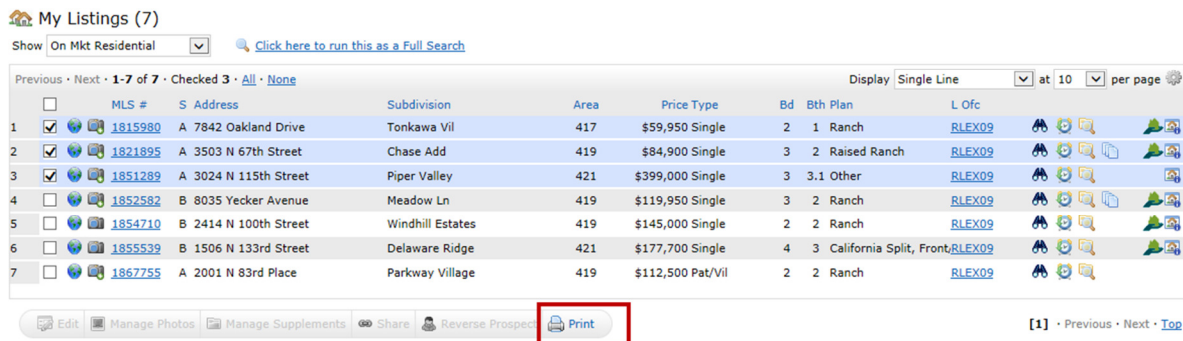
Tab Printing

The Print page from the Results screen has been reduced to a single tab by consolidating Primary and Additional Reports into a single list: (Displays will be at top of the list and Reports at the bottom)




Print My Listings Changes

In past versions of Matrix, if you wanted to print a listing from “My Listings” screen, only one listing could be printed at a time and in Full format only. Matrix now allows user to print multiple listings in their desired format of choice. Listings must first be selected by checking the box at the left and then click on the Print button menu bar below.



The Print box will appear to select any display or report format available.

 **Print 3 Listings**

Print which format(s)? To select multiple at once, hold Ctrl while you click (option key, on a Mac).

- Single Line
- Thumbnail
- Thumbnail (no photo)
- Short
- Short (no photo)
- Full**
- Full (Photo)
- Full (no photo)
- Full Plus Tax
- Customer Thumbnail Plus
- Customer Short Plus
- Customer Full Plus
- Detailed
- Detailed Plus Tax
- Single Line/Sale Date
- Customer Single Line
- Customer Thumbnail
- Customer Short
- Customer Full
- Multi-Map
- Reports below print as PDF only -----
- Single Line
- Thumbnail
- Short
- Full

- Print agent header & footer
 - First page, last page
 - Every page
- Print search criteria
- Ink saver; if any, don't print images

[Back to My Listings](#) [Email PDF](#) [Print to PDF](#) [Preview](#) [Print](#)

Agent Information Management Consolidation Screen

Matrix now provides a screen for agents to manage the information that appears in the Portal, Agent Header/Footer, and the CMA cover sheet all from one central place under **My Matrix>Settings>My Information**.

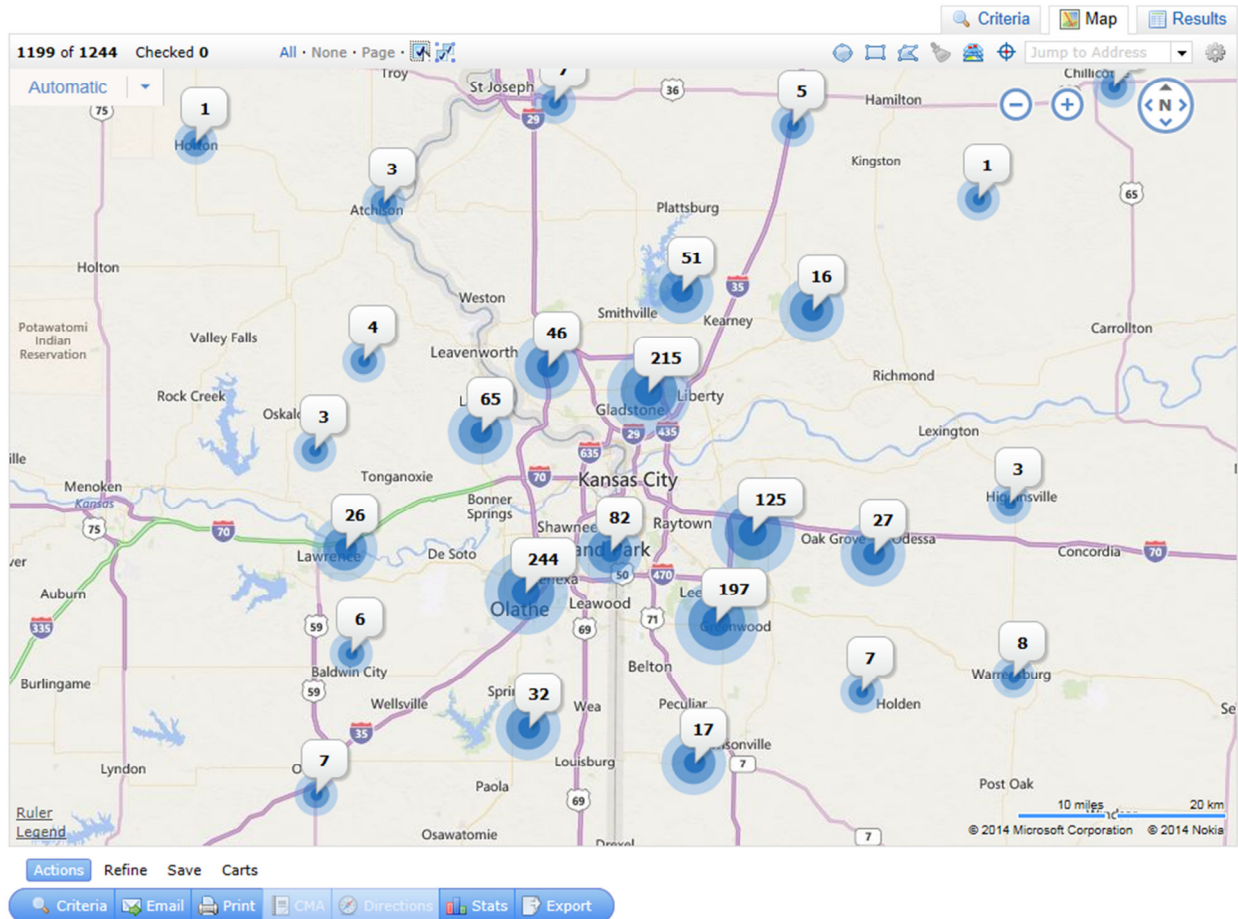
Please Note any information entered on this screen will NOT change the Roster information. If you need to change your personal agent information, please contact our membership department.

Information	Header & Footer	Mobile Header	CMA Cover Sheet	Portal Information	Email Signature
This page allows you to manage the personal information used by Matrix. For each of the fields below you can either use the value from your roster entry, if there is one, or enter a value manually. It is recommended that you use the roster value whenever one is available.					
First Name:	Cathy	<input checked="" type="checkbox"/>	Override?		
Last Name:	Holefelder	<input type="checkbox"/>			
Public Email Address:	cathyh@heartlandmls.com	<input checked="" type="checkbox"/>			
Title of Employment:	Senior VP	<input type="checkbox"/>			
Cell Phone Number:	(913) - 555 - 5555	<input checked="" type="checkbox"/>			
Pager Number:	913-222-2222	<input type="checkbox"/>			
Fax Number:	913-661-1618	<input type="checkbox"/>			
Toll Free Number:					
Direct Office Contact Number:					
Agency/Office:	Heartland MLS				
Office Phone Number:	913-661-1600				
Office Email Address:	heartland@heartlandmls.com				
Office Fax Number:	913-661-1618				
Office Mailing Address:					
Office Site:					
Office City Location:					
Office Prov Location:					
Office Postal Code:					
Office Website:	matrix.heartlandmls.com				
Public Contact Number:	913-661-1600	<input type="checkbox"/>			
Tag Line: (i.e., Slogan)	Serving the Greater Kansas City area				
Additional Information:					

 Save

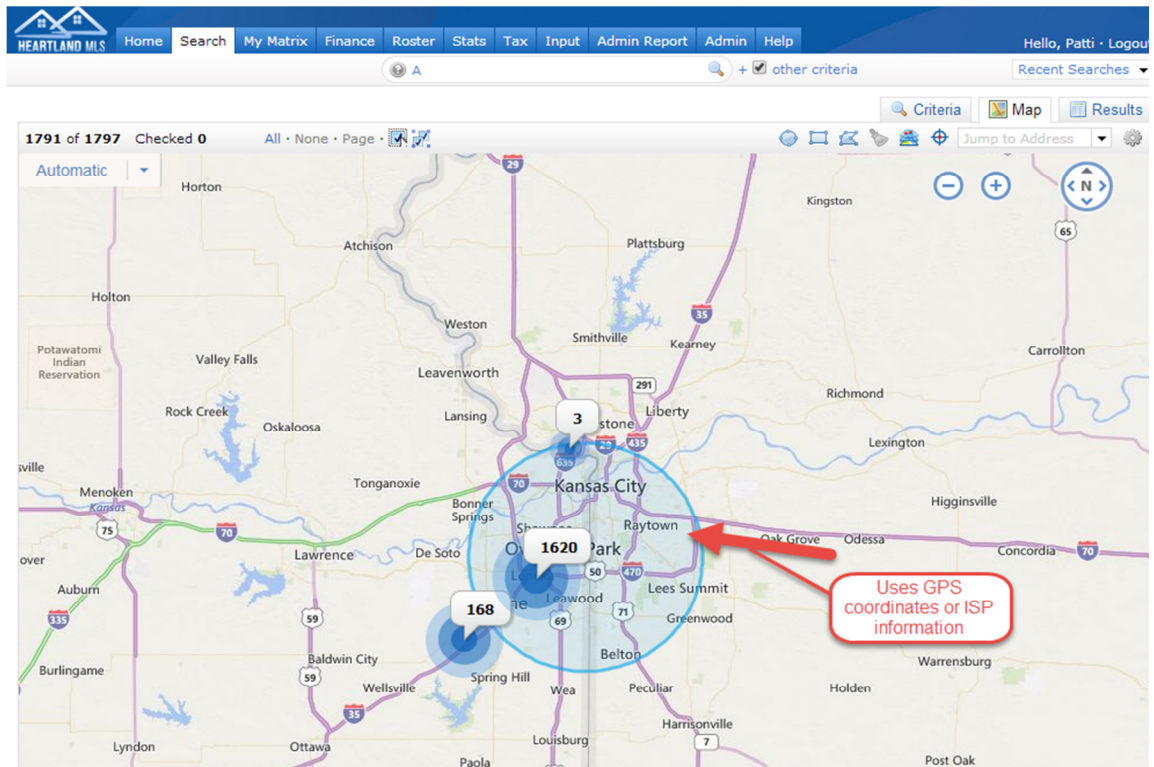
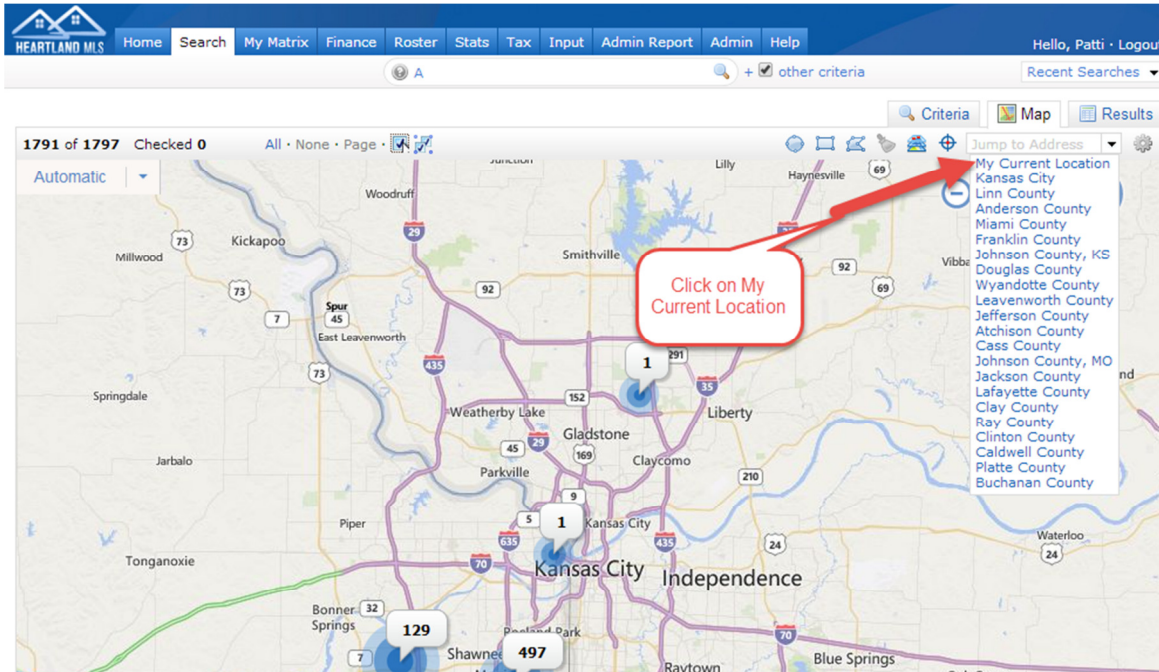
Mapping Updates

Map Pin Clustering - Matrix will now group up to 5000 pins and display them on the Map using dynamic clusters, creating richer user experience.



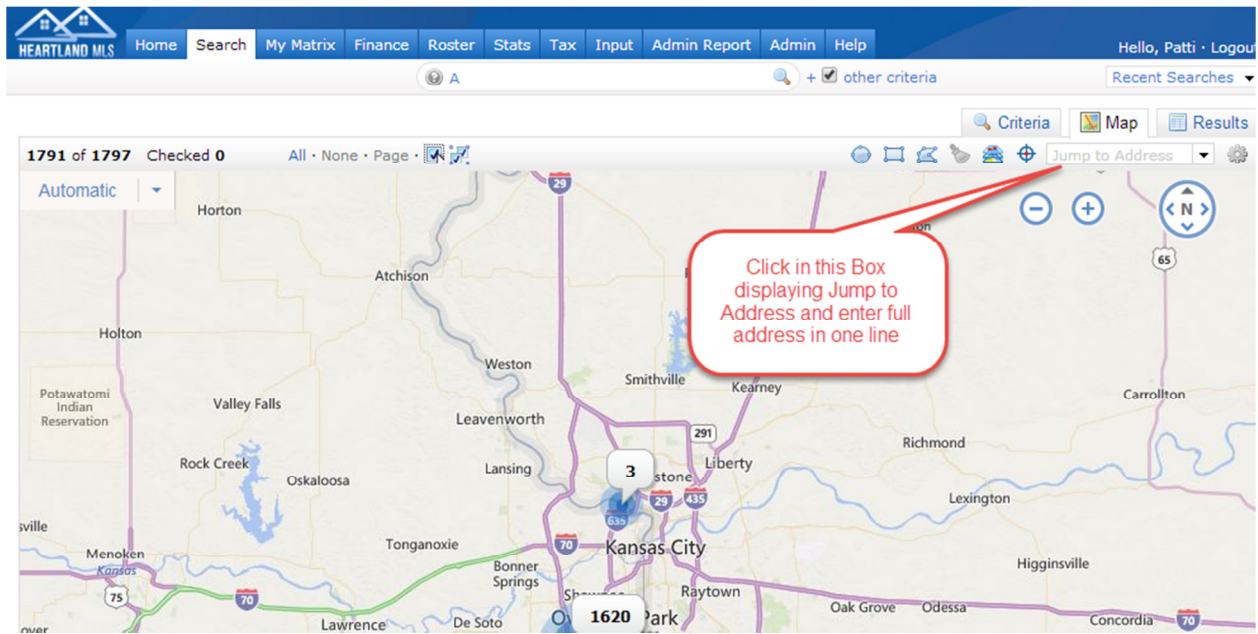
My Location

Matrix now supports “My Location” searches on both the desktop version (if desktop does not have GPS chip, it will use the ISP information) and Matrix Mobile. Included in this functionality is the ability to perform map searches on Matrix Mobile.



Jump To Address

The “Jump To Address” text box has replaced the “Address” popup. Staff found during testing that users must enter the full address in one line instead of separate lines for address, city, zip, etc. which is also a change that must be noted. This now functions as most map searches on the internet.



Single Line Grids

Matrix now has a new kind of single-line grid. Grids are interactive enabling users to:

- Change Column Widths
- Reorder Columns
- Add and Remove Columns
- Change Column Properties (alignment and wrapping)
- Auto-fit Columns

Users must already have a Custom single-line format built in order to use this function. All these changes can be made from the Results page. Changes are saved across the entire product within that table type for the duration of the user's session, and saved permanently as a custom display when the user saves them explicitly.

From the Display box on the Results screen, select your custom format. Place your mouse in the column header to modify and click to display following box:

The screenshot displays a web interface for a real estate listing system. At the top, there are navigation tabs for 'Criteria', 'Map', and 'Results'. Below this, a status bar shows 'Previous · Next · 1-50 of 71', 'Checked 0', 'All · None · Page', 'Single Line display', and 'Display my:Cathy's Single Li at 50 per page'. The main content is a table with columns: 'MLS #', 'Address', 'CITY', 'ATTACHED_YN', 'Type', and 'Status'. The 'Status' column is currently selected, and a context menu is open over its header. The menu includes a 'Pixel Width' input field set to '104' with an 'Auto-fit' button, a 'Remove Column' link, an 'Insert Column' link, and an 'Alignment' section with radio buttons for 'Left', 'Right', and 'Center', and a checkbox for 'Wrap Line'. At the bottom of the menu are 'Cancel' and 'Apply' buttons. The table below the menu shows various listings with their respective details and 'Active' status.

MLS #	Address	CITY	ATTACHED_YN	Type	Status
1835018	11486 S Deer Run Street	Olathe	N	Patio/Villa	
1847056	12504 S Gleason Road	Olathe	N	Single Family	
1861947	12260 Sunray Drive	Olathe	N	Single Family	
1861940	12240 Sunray Drive	Olathe	N	Single Family	
1827731	11260 S Whitehall Street	Olathe	N	Single Family	
1845258	10992 Barth Road	Olathe	N	Single Family	
1866945	22091 W 122nd Street	Olathe	N	Single Family	
1864588	12222 S Sunray Drive	Olathe	N	Single Family	Active
1867833	10893 S Appleridge Lane	Olathe	N	Single Family	Active
1865291	10830 S Deer Run Street	Olathe	N	Single Family	Active
1863785	24115 W 124 Terrace	Olathe	N	Single Family	Active
1867396	11892 S Carriage Road	Olathe	N	Patio/Villa	Active
1853204	10804 S Millbrook Lane	Olathe	N	Single Family	Active
1718408	24003 W 124th Street	Olathe	N	Single Family	Active
1866964	10780 S Cedar Niles Circle	Olathe	N	Single Family	Active
1850009	19849 W 116th Terrace	Olathe	N	Single Family	Active
1867481	11677 S Carriage Road	Olathe	N	Patio/Villa	Active
1835831	19686 W 116th Terrace	Olathe	N	Single Family	Active
1844885	21007 W 113th Place	Olathe	N	Single Family	Active
1866729	19665 W 116th Terrace	Olathe	N	Single Family	Active
1867234	10700 S Cedar Niles Boulevard	Olathe	N	Single Family	Active
1868349	11645 S Carriage Road	Olathe	N	Patio/Villa	Active
1844892	20920 W 114th Place	Olathe	N	Single Family	Active
1866889	19677 W 116th Terrace	Olathe	N	Single Family	Active
1831812	12386 S Dunraven Street	Olathe	N	Single Family	Active
1865131	11628 S Carriage Road	Olathe	N	Patio/Villa	Active
1863440	20030 W 108th Street	Olathe	N	Single Family	Active

This box allows modification to the alignment of the column, width, wrap text, auto-fit as well as removing the column or inserting a new column to the right of it.

To insert a column, click the link to display a box including all fields available for display to add the field to the format:

Criteria Map Results

Previous · Next · 1-50 of 71 Checked 0 All · None · Page Single Line display Display my:Cathy's Single Li at 50 per page

MLS #	Address	CITY	ATTACHED_YN	Type
1835018	11486 S Deer Run Street	Olathe	N	
1847056	12504 S Gleason Road	Olathe	N	
1861947	12260 Sunray Drive	Olathe	N	
1861940	12240 Sunray Drive	Olathe	N	
1827731	11260 S Whitehall Street	Olathe	N	
1845258	10992 Barth Road	Olathe	N	
1866945	22091 W 122nd Street	Olathe	N	
1864588	12222 S Sunray Drive	Olathe	N	
1867833	10893 S Appleridge Lane	Olathe	N	
1865291	10830 S Deer Run Street	Olathe	N	
1863785	24115 W 124 Terrace	Olathe	N	
1867396	11892 S Carriage Road	Olathe	N	
1853204	10804 S Millbrook Lane	Olathe	N	Single Family
1718408	24003 W 124th Street	Olathe	N	Single Family
1866964	10780 S Cedar Niles Circle	Olathe	N	Single Family
1850009	19849 W 116th Terrace	Olathe	N	Single Family
1867481	11677 S Carriage Road	Olathe	N	Patio/Villa
1835831	19686 W 116th Terrace	Olathe	N	Single Family
1844885	21007 W 113th Place	Olathe	N	Single Family

Pixel Width: [Auto-fit](#)

Alignment: Left Right Center

[Remove Column](#)

Insert Column Wrap Line

- [Acres](#)
- [Age Description](#)
- [Age Restricted?](#)
- [Agency](#)
- [Allow AVMs](#)

Search:

[Cancel](#) [Apply](#)

Stats Button (Results Screen)

The Median calculation has been added to the Tabular Statistics.

HEARTLAND MLS Home Search My Matrix Finance Roster Stats Tax Input Admin Report Admin Help

Quick Residential Property Statistics

Status: Active (7)

	List Price	Sale Price	Beds	Full Baths	Half Baths	SqFt	DOM	CDOM
Min	\$179,950	-	2	2	0	1608	1	1
Max	\$225,000	-	4	3	1	2264	114	143
Avg	\$195,407	-	3	2	1	1987	56	75
Median	\$190,000	-	3	2	1	-	65	91
Sum	\$1,367,850	-						

[Back](#) [Printer friendly](#)

Criteria: 7 listings have been selected.
Search Time: 0.16s

Contact Search Enhancement

Matrix has added the ability to search Contacts by Email Address.

HEARTLAND MLS Home Search My Matrix Finance Roster Stats Tax Input Admin Report Admin Help Hello, Patti · Logout

Filtered Contacts (1) · Clear Filter

Search: psesto Filter Contacts: ... choose a filter

Name	Email	Category	My Last Use	Last Portal Visit	20	2	9	3	0
Dauer Patti	psesto.at@gmail.com@mailinator.com	Personal	10 3:42 PM	4/14/2014					

Users now have the ability to search for Contacts by Email address in the Search

Search Results Screen – New Contact Button Added to Carts

Users can now add a new contact on the fly when adding listings to a Cart from the Results page of Matrix. Select the listings to be added and click on Cart. The new button will be displayed at the right side of the menu bar as shown below:

HEARTLAND MLS Home Search My Matrix Finance Roster Stats Tax Input Admin Report Admin Help Hello, Patti · Logout

A Single \$200-250 340

Search run 12:00 PM

Previous · Next · 1-4 of 4	Checked 2	All · None · Page	Display	Single Line	at 100	per page		
1	<input type="checkbox"/>	MLS # 1861342	S Address A 9500 W 117th Street	Subdivision Hunters Pointe	Area 340	Price Type \$239,900 Single	Bd 4 Bth Plan 3 Raised 1.5 Story	L Ofc RLEX01
2	<input checked="" type="checkbox"/>	MLS # 1866247	S Address A 8304 W 122nd Street	Subdivision Lexington Park	Area 340	Price Type \$249,900 Single	Bd 4 Bth Plan 2.1 2 Stories	L Ofc RMX 20
3	<input checked="" type="checkbox"/>	MLS # 1868478	S Address A 8307 W 116th Terrace	Subdivision Rolling Woods	Area 340	Price Type \$259,000 Single	Bd 4 Bth Plan 3.1 1.5 Stories	L Ofc RAN 01
4	<input type="checkbox"/>	MLS # 1868481	S Address A 9112 W 117th Terrace	Subdivision Hunters Pointe	Area 340	Price Type \$225,000 Single	Bd 4 Bth Plan 2.1 Side/Side Split	L Ofc JOCO01

Actions Refine Save Carts

Cart: My Residential (5) New Contact

Status is 'Active'
Area is '340 - N=I-435;S=135th;E=State Ln;W=Pflumm'
Price Range is 200000 to 250000
Type is 'Single Family'
Found 4 results in 0.06 seconds.

When listings are selected and Carts is selected, "New Contact" has been added to this screen to add new contacts on the fly.

Photo Caption Enhancements

Photo captions now display two lines of text by default instead of just one in the Photo Viewer. It will expand when clicked if there are more than two lines by clicking on the three dots on the right of the caption. Listing displays with images can now be configured to display the full photo caption under each photo rather than just one line. (Our testing site does not have photos)

